

Traditionally, there are in major use chemical names having differences from the contemporary organic chemical nomenclature. We are giving available synonyms where the version following the best accordance with the nomenclature rules is used in bold, other trivial and CA names are normal.

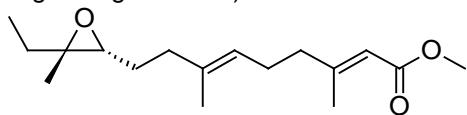
scitech@scitech.cz

JUVENILE HORMONE(S)

S3312-001 **(±)-Juvenile Hormone II**
Methyl (2E,6E)-9-[(2R*,3S*)-3-ethyl-3-methyloxiran-2-yl]-3,7-dimethylnona-2,6-dienoate

Methyl (±)-(2E,6E,10R*,11S*)-10,11-Epoxy-3,7,11-trimethyl-2,6-tridecadi-enoate, Methyl (±)-10,11-cis-Epoxy-3,7,11-trimethyl-2E,6E-tridecadienoate, Methyl (±)-10,11-cis-Epoxy-3,7,11-trimethyl-2-trans,6-trans-tridecadienoate, [2R-[2α(2E,6E),3α]]-9-(3-ethyl-3-methyloxiranyl)-3,7-dimethyl-2,6-nonadienoic acid methyl ester

(±)-JHII, **(±)-Juvenile Hormone II**, purity ca. 78% (GC, NMR), C₁₇H₂₈O₃, FW 280.4, bp (bath) 85°C (0,035mm), synthetic, [34218-61-6], MOISTURE SENSITIVE, STORE AT -18°C (Packaged under argon in glass vials)



Literature: Anderson R.J., et al.: J. Amer. Chem. Soc. 94, 5379 (1972) prepn of; Röller Het al.: Angew. Chem., Int. Ed. Engl. 6, 179 (1967); Meyer A. Set al.: Proc. Nat. Acad. Sci.

U.S.A. 60, 853 (1968); Trost B.M.: Accounts Chem. Res. 3, 120 (1970) isolation, identification, spectra, biological properties.

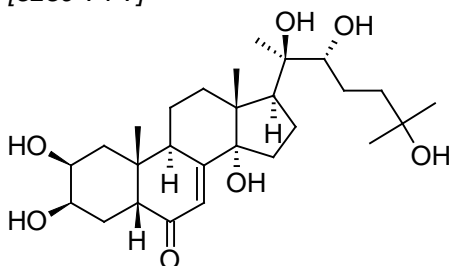
Other JHs are no more available.

ECDYSONES

Ecdysones scientific hotline: <http://ecdybase.org/>

S3314-001 **20-Hydroxyecdysone**
(20R,22R)-2β,3β,14,20,22,25-Hexahydroxy-5β-cholest-7-en-6-one

β-Ecdysone, Ecdysterone, Crustecdysterol, (2β,3β,5β,22R)-2,3,14,20,22,25-Hexahydroxy-cholest-7-en-6-one. Purity ca. 99%, natural, suitable for bioassays and immunoassays building block preparation, C₂₇H₄₄O₇, FW 480.6, mp 241-243°C, [Lafont, Wilson 1992, p. 205] [Sigma H5142] [5289-74-7]



Function: Insect molting hormone. *Occurrence:* Invertebrates, arthropod phylum, insects crustaceans, spiders, ticks, plants, fungi. *Application:* medicine - silkworm production regulation, helminth parasites identification, cosmetics and dermatology (effect on human epidermal keratinocytes), suspect anabolic.

Literature: Ecdysone. From Chemistry to Mode of Action. J. Koolman (Ed.), G.Thieme Verlag Stuttgart - New York, 1989;

Eur J. Dermatol 4, 558 (1994); Patent WO 94/04132 (03.03.1994).

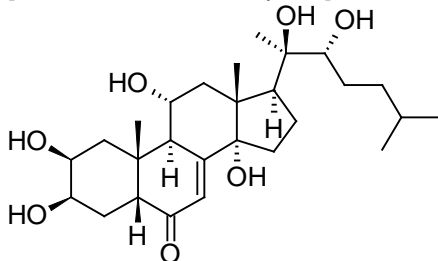
S3314-095 **20-Hydroxyecdysone 95**

purity ca. 95%, natural from *Leuzea carthamoides*, suitable for chemical transformations and for use in cosmetic research, where minor ecdysteroid admixtures of polypodine B, ajugasterone C, inokosterone have no negative effect (no drug or cosmetic registration issued).

Structure as 20-Hydroxyecdysone; no mp given; quantitative HPLC analysis issued with each batch.

**S3330-001 Ajugasterone C,
(20R,22R)-2 β ,3 β ,11,14,20,22-Hexahydroxy-5 β -cholest-7-en-6-one**

(2 β ,3 β ,5 β ,22R)-2,3,11,14,20,22-Hexahydroxy-cholest-7-en-6-one. Purity ca. 97+%, natural, suitable for bioassays and immunoassays building block preparation, C₂₇H₄₄O₇, FW 480.6, mp not reported, [Lafont, Wilson 1992, p. 18]

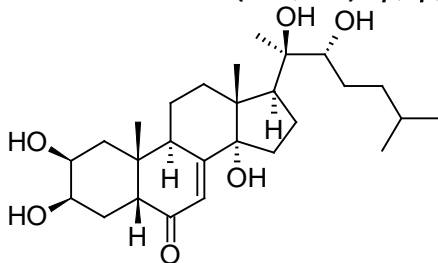


Function: Ecdysone agonist. *Activity:* Sarcophaga bioassay. *Occurrence:* Animals (Anthozoa), plants. *Application:* not reported, suspect anabolic.

Literature: Imai S., Murata E., Fujioka S, J.Chem. Soc. Chem. Commun., 546-547 (1969), Isolation; Bielby C.R. et al. J.Chromatogr. **351**, 57-64 (1986), GC; Píš J. et al., Phytochemistry **37**, 707-711 (1994), HPLC NMR; Harmatha J. and Dinan L., Arch. Insect Biochem. Physiol. **35**, 219-225 (1997).

**S3331-001 Ponasterone A
(20R,22R)-2 β ,3 β ,14,20,22-Pentahydroxy-5 β -cholest-7-en-6-one**

(2 β ,3 β ,5 β ,22R)-2,3,14,20,22-Pentahydroxy-cholest-7-en-6-one. Purity 95 %+, natural. C₂₇H₄₄O₆, FW 464, M.P. 259-260°C (decomp.), [α]_D²⁰ not reported, IR (KBr) ν max (cm⁻¹) 3420 (OH), 1643 (CO), UV (MeOH) λ max (log ϵ) 244 (4.093), 326 (2.11). Ecdybase. *Occurrence:* in plants Taxus cuspidata, various Ferns, Tapinella panuoides, in animals: Gecarcinus lateralis, Callinectes sapidus, Carcinus maenas.

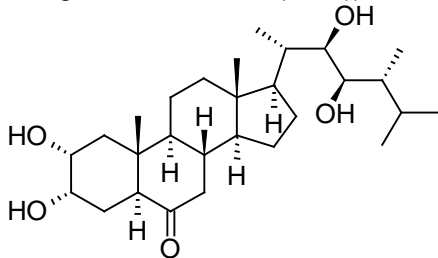


Literature: Nakaniski K. et al. J. Chem. Soc., Chem. Commun., (1966) 915-917, McCarthy, J.F. et al. Steroids 34, 799-806 (1979).

BRASSINOSTEROIDS

**S3315-001 EPICASTASTERONE
(22R,23R)-2 α ,3 α ,22,23-Tetrahydroxy-5 α -ergostan-6-one**

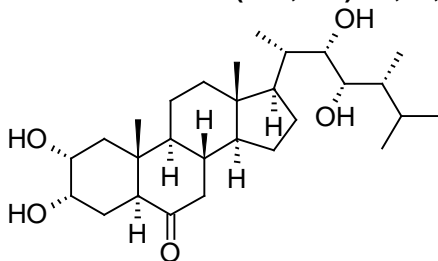
24R-Castasterone, (2 α ,3 α ,5 α ,22R,23R,24R)- 2,3,22,23-Tetrahydroxy-ergostan-6-one purity >95%, synthetic, C₂₈H₄₈O₅, FW 464.7, mp 247-249°C (mp lit 241-242°C, Thompson M.J., et al. J.Org.Chem. 44, 5002 (1979)).



Literature: Synthesis: Thompson M.J., et al.: J.Org.Chem. 44, 5002 (1979); Anastasia M. et al.: J.Chem.Soc. Perkin Trans I, 1983, 379; Khripach V. et al.: Brassinosteroids: Chemistry, Bioactivity, and Applications, ACS Symp. Series, Washington, 474, 43 (1991). Identification (*Hydrodictyon Reticulatum*) Yokota T., et al.: Phytochemistry 26, 503 (1987). Biological Activity: Thompson M.J., et al.: Steroids 38, 567 (1981), and 39, 89 (1982), Takatsuto S., et al.: Phytochemistry 22, 1393 (1983) and 22, 2437 (1983)

S3318-001 22S,23S-EPICASTASTERONE

(22S,23S)-2 α ,3 α ,22,23-Tetrahydroxy-5 α -ergostan-6-one



22S,23S,24R-Castasterone, (2 α ,3 α ,5 α ,22S,23S,24R)-2,3,22,23-Tetrahydroxy-ergostan-6-one, purity >95%, synthetic, C₂₈H₄₈O₅ FW 464.7, mp 183-185°C (mp lit 184-185°C); Anastasia M. et al.: J.Chem.Soc. Perkin Trans I, 1983, 379).

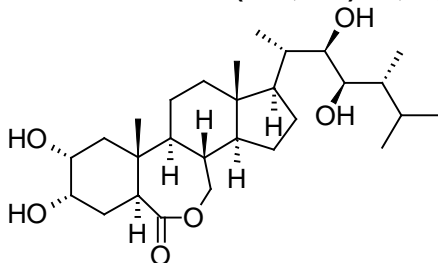
Literature: Synthesis: Thompson M.J., et al.:

J.Org.Chem. 44, 5002 (1979); Anastasia M. et al.: J.Chem.Soc. Perkin Trans I, 1983, 379; Takatsuto S., et al.

Chem. Pharm. Bull. 32, 2001 (1984); Khripach V. et al.: Brassinosteroids: Chemistry, Bioactivity, and Applications, ACS Symp. Series, Washington, 474, 43 (1991). Biological Activity: Thompson M.J., et al.: Steroids 38, 567 (1981), and 39, 89 (1982), Takatsuto S., et al.: Phytochemistry 22, 1393 (1983) and 22, 2437 (1983).

S3316-001 EPIBRASSINOLIDE

(22R,23R)-2 α ,3 α ,22,23-Tetrahydroxy-7-oxa-B-homo-5 α -ergostan-6-one



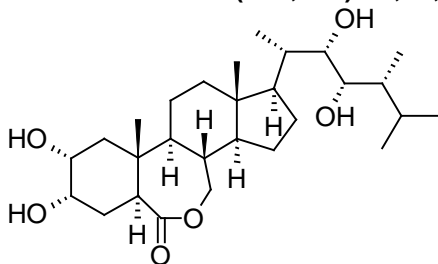
24R-Brassinolide, Epibrassinolide R, (2 α ,3 α ,5 α ,22R,23R)-2,3,22,23-Tetrahydroxy-B-homo-7-oxa-ergostan-6-one, purity >95%, synthetic, C₂₈H₄₈O₆, FW 480.7, mp 256-258°C (mp lit 256-258°C, Thompson M.J., et al. J.Org.Chem. 44, 5002 (1979)); [Sigma E1641] [78821-43-9].

Literature: Synthesis: Thompson M.J., et al.: J.Org.Chem. 44, 5002 (1979); Anastasia M. et al.: J.Chem.Soc. Perkin Trans I, 1983, 379; Takatsuto S., et al. Chem. Pharm. Bull. 32, 2001

(1984); Khripach V. et al.: Brassinosteroids: Chemistry, Bioactivity, and Applications, ACS Symp. Series, Washington, 474, 43 (1991). Identification (*Vicia Faba L.*) Ikekawa N., et al. Chem. Pharm. Bull. 36, 405 (1988). Biological Activity: Thompson M.J., et al.: Steroids 38, 567 (1981), and 39, 89 (1982), Takatsuto S., et al.: Phytochemistry 22, 1393 (1983) and 22, 2437 (1983). Practical Application: Ikekawa N. et al.: Brassinosteroids: Chemistry, Bioactivity, and Applications, ACS Symp. Series, Washington, 474, 280 (1991).

S3317-001 22S,23S-EPIBRASSINOLIDE

(22S,23S)-2 α ,3 α ,22,23-Tetrahydroxy-7-oxa-B-homo-5 α -ergostan-6-one



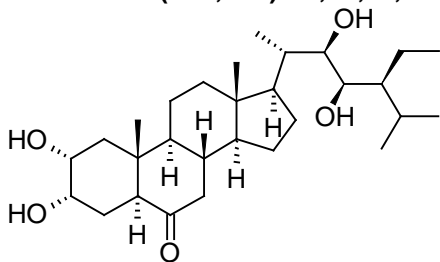
22S,23S,24R-Brassinolide, Epibrassinolide S, (2 α ,3 α ,5 α ,22S-,23S)-2,3,22,23-Tetrahydroxy-B-ho-mo-7-oxaergostan-6-one, purity >95%, synthetic, C₂₈H₄₈O₆, FW 480.7, mp 195-197°C (mp lit 193-195°C); Anastasia M. et al.: J.Chem.Soc. Perkin Trans I, 1983, 379), [78821-42-8].

Literature: Synthesis: Thompson M.J., et al.: J.Org.Chem. 44, 5002 (1979); Anastasia M. et al.: J.Chem.Soc. Perkin Trans I, 1983, 379; Takatsuto S., et al. Chem. Pharm. Bull. 32, 2001 (1984); Khripach V. et al.:

Brassinosteroids: Chemistry, Bioactivity, and Applications, ACS Symp. Series, Washington, 474, 43 (1991). Biological Activity: Thompson M.J., et al.: Steroids 38, 567 (1981), and 39, 89 (1982), Takatsuto S., et al.: Phytochemistry 22, 1393 (1983) and 22, 2437 (1983).

S3323-001 HOMOCASTASTERONE

(22S,23S)-2 α ,3 α ,22,23-Tetrahydroxy-6-oxa-5 α -stigmastan-6-one



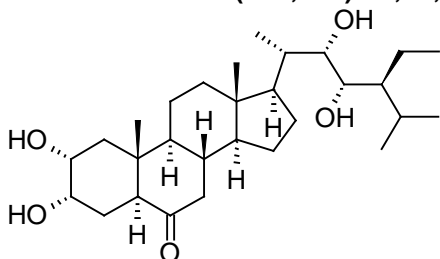
24S-Ethylbrassinon, (2 α ,3 α ,5 α)-2,3,22,23-Tetrahydroxy-6-oxastigmastan-6-one, purity >95%, synthetic, C₂₉H₅₀O₅, FW 478.7, mp 253-256°C (mp lit 253-256°C Takatsuto S., et al. Chem. Pharm. Bull. 30, 4181 (1982), 243-244°C Thompson M.J., et al.: Steroids 39, 89 (1982)).

Literature: Khripach V. et al.: Brassinosteroids: Chemistry, Bioactivity, and Applications, ACS Symp. Series, Washington, 474, 43 (1991). Abe H. et al.: Experiencia 39, 351 (1983),

Ikekawa N. et al.: J. Chromatogr. 290, 289 (1984), Takatsuto S., et al. Chem. Pharm. Bull. 30, 4181 (1982), Thompson M.J., et al.: Steroids 39, 89 (1982), Yokota T., et al.: Phytochemistry 26, 503 (1987).

S3319-001 22S,23S-HOMOCASTASTERONE

(22S,23S)-2 α ,3 α ,22,23-Tetrahydroxy-5 α -stigmastan-6-one



22S,23S,24S-Ethylbrassinone, (2 α ,3 α ,5 α)-2,3,22,23-Tetrahydroxy-stigmastan-6-one, purity >95%, synthetic, C₂₉H₅₀O₅ FW 478.7, mp 208-210°C (mp lit 206-208°C; Mori K., et al.: Tetrahedron 38, 2099 (1982)).

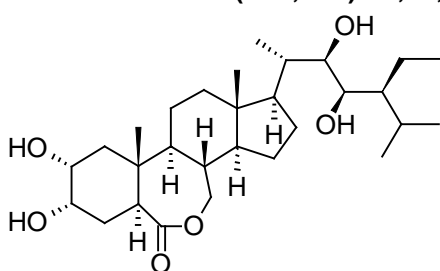
[83510-06-9]

Literature: Synthesis: Takatsuto S., et al. Chem. Pharm. Bull. 30, 4181 (1982) ; Sakakibara et. al.: Agric. Biol. Chem. 46, 2769 (1982), Takatsuto S., et al.: J.Chem.Soc, Perkin. Trans.

I, 1984, 439. Khripach V. et al.: Brassinosteroids: Chemistry, Bioactivity, and Applications, ACS Symp. Series, Washington, 474, 43 (1991). Biological Activity: Thompson M.J., et al.: Steroids 38, 567 (1981), and 39, 89 (1982), Takatsuto S., et al.: Phytochemistry 22, 1393 (1983) and 22, 2437 (1983).

S3324-001 HOMOBRASSINOLIDE

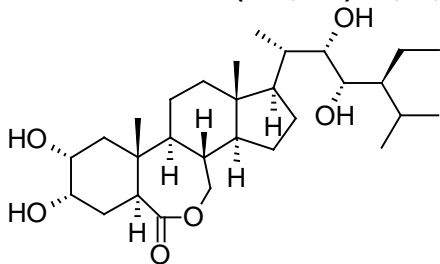
(22R,23R)-2 α ,3 α ,22,23-Tetrahydroxy-7-oxa-B-homo-5 α -stigmastan-6-one



(2 α ,3 α ,5 α)-2,3,22,23-Tetrahydroxy-B-homo-7-oxastigmastan-6-one, purity >95%, synthetic, C₂₉H₅₀O₆, FW 494.7, mp 269-271°C (mp lit 271-272°C Thompson M.J., et al.: Steroids 39, 89 (1982)). [74174-44-0].

Literature: Khripach V. et al.: Brassinosteroids: Chemistry, Bioactivity, and Applications, ACS Symp. Series, Washington, 474, 43 (1991). Thompson M.J., et al.: Steroids 39, 89 (1982), 100.101

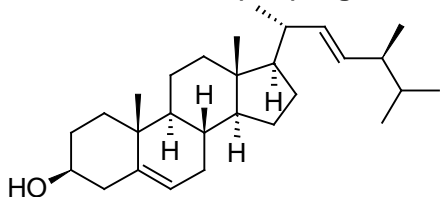
97.46 Sakakibara M. et al.: Agric. Biol. Chem. 46, 2769 (1982), Takatsuto S., et al.: J. Chem. Soc. Perkin I 1984, 439. Ikekawa N. et al.: J. Chromatogr. 290, 289 (1984).

S3320-001 22S,23S-HOMOBRASSINOLIDE**(22S,23S)-2 α ,3 α ,22,23-Tetrahydroxy-7-oxa-B-homo-5 α -stigmastan-6-one**

22S,23S,28-Methylbrassinolide, (2 α ,3 α ,5 α)-2,3,22,23-Tetrahydroxy-B-homo-7-oxastig-mastan-6-one, purity >95%, synthetic, C₂₉H₅₀O₆, FW 494.7, mp 193-194°C (mp lit 193-194°C); Mori K., et al.: Tetrahedron 38, 2099 (1982). [Sigma H1267] [110369-52-3].

Literature: Synthesis: Takatsuto S., et al. Chem. Pharm. Bull. 30, 4181 (1982); Sakakibara et. al.: Agric. Biol. Chem. 46, 2769 (1982), Takatsuto S., et al.: J.Chem.Soc, Perkin. Trans.

I, 1984, 439. Khripach V. et al.: Brassinosteroids: Chemistry, Bioactivity, and Applications, ACS Symp. Series, Washington, 474, 43 (1991). Biological Activity: Thompson M.J., et al.: Steroids 38, 567 (1981), and 39, 89 (1982), Takatsuto S., et al.: Phytochemistry 22, 1393 (1983) and 22, 2437 (1983). Thompson M.J., et.al.: J.Org.Chem. 44, 5002 (1979).

BRASSICASTEROIDS**S3321-001 BRASSICASTEROL****(22E)-Ergosta-5,22-dien-3 β -ol**

24-Methylcholest-5-en-3 β -ol, (3 β ,22E)-Ergosta-5,22-dien-3-ol, purity >95%, synthetic, C₂₈H₄₆O, FW 398.7, mp 144-146°C (mp lit 145-147°C, Fujimoto Y., et al. Chem. Pharm. Bull. 32, 4372 (1984)). [474-67-9].

Literature: Fujimoto Y., et al. Chem. Pharm. Bull. 32, 4372

(1984), Wright J.L.C. et al.: Can. J. Chem. 56, 1898 (1978), Pruna L. et al.: Pharmazie 36, 579 (1981), Fernholz E. et al.: J. Amer. Chem. Soc. 62, 1775 (1940) see also for biol. tests.

S3322-001 BRASSICASTEROL ACETATE**(22E)-Ergosta-5,22-dien-3 β -ol Acetate**

24-Methylcholest-5-en-3 β -ol acetate, purity >95%, C₃₀H₅₀O₂, FW 442.7, mp 156-159°C (mp lit 150-152°C, Fujimoto Y., et al. Chem. Pharm. Bull. 32, 4372 (1984)). [2458-53-9].

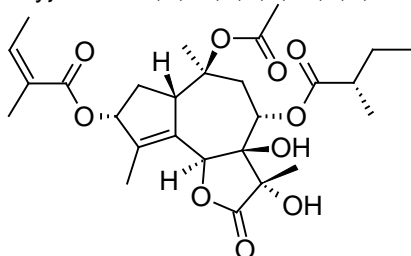
structure as S3321-001 BRASSICASTEROL, with 3-O acetate

Literature: Fujimoto Y., et al. Chem. Pharm. Bull. 32, 4372 (1984), Fernholz E. et al.: J. Amer. Chem. Soc. 62, 1775 (1940).

SESQUITERPENE LACTONE(S)

S3329-001 TRILOBOLIDE

(3S,3aR,4S,6S,6aS,8R,9bS)-6-(acetyloxy)-3,3a-dihydroxy-3,6,9-trimethyl-4-[(2S)-2-methylbutanoyl]-oxy}-2-oxo-2,3,3a,4,5,6,6a,7,8,9b-decahydroazuleno[4,5-b]furan-8-yl (2Z)-2-methylbut-2-enoate



purity >95%, natural, isolated from *Laser trilobum* (L.) Borkh., C₂₇H₃₈O₁₀, FW 522.59, mp .190–192 °C; [α]_D, 20 –66.3 (c 0.74 in MeOH (lit. Harmatha L., et. al.: Fitoterapia 89, 157 (2013)) [50657-07-3].

Literature: Harmatha L., et. al.: Fitoterapia 89, 157 (2013); Kishkentayeva AQ. S., et. al.: Eurasian Chemico-Technological Journal 20, 325 (2018); Kmonickova E., et al.: Fitoterapis 81,

1313 (2010).

A compound structurally very similar to thapsigargin [67526-95-8] with analogous biological properties, i.a. an inhibitor of sarco/endoplasmic reticulum Ca²⁺-ATPase (SERCA); a potent immunostimulatory agent.

GET IT FOR LESS !!

PRICE LIST 8509

Prices are ex works Praha, VAT excluded, uninsured, bulk orders (mix or match) negotiable. JHs are specially packed in sealed vials in amounts of ca. 10mg, price can reflect the actual amount. Ask for quotation.

Order No.	Item	EUR	EUR	EUR	EUR	EUR	EUR
			10mg	100mg	1g		
S3312-001	(±)-JH II, 78%		450	3600	28800		
			1mg	10mg	100mg	1g	3g
S3314-095	20-OH-ecdysone 95%	10	30	165	990	2376	3713
S3314-001	20-OH-ecdysone 98%	25	110	605	3630		
S3331-001	Ponasterone A	45	245	1348			
S3328-001	Polypodine B	35	180				
S3330-001	Ajugasterone C	40	195				
			1mg	10mg	100mg	1g	
S3315-001	Epicastasterone	34	220	1320	7920		
S3316-001	Epibrassinolide	31	210	1260	7560		
S3323-001	Homocastasterone	30	200	1200	7200		
S3324-001	Homobrassinolide	30	200	1200	7200		
S3317-001	SS-Epibrassinolide	30	200	1200	7200		
S3318-001	SS-Epicastasterone	30	200	1200	7200		
S3319-001	SS-Homocastasterone	30	200	1200	7200		
S3320-001	SS-Homobrassionolide	30	200	1200	7200		
S3329-001	Castasterone	34	220	1320	7920		
			1mg	10mg	100mg	1g	
S3321-001	Brassicasterol	47	189	1040	6237		
S3322-001	Brassicasterol 3-Ac	54	215	1183	7095		
			1mg	5mg	10mg	100mg	
S3329-001	Trilobolide	140	440	790	5900		NEW

Ask for special prices for bulk orders, mix or match. Universities, educational institutions, research labs could ask in order for our special 20 % academic discount, providing the purchase is made for non-profit project.

ALL SciTECH CATALOGUE SHEETS OFFER RESEARCH GRADE CHEMICALS AND PREPARATIONS. THERE COULD BE ISSUED NO DRUG, FOOD, COSMETICS OR SIMILAR REGISTRATION DOCUMENTS. CHEMICALS ARE NOT FOR HUMAN OR VETERINARY USE AND ARE NOT INTENDED TO BE SOLD AS PESTICIDES. ALL ITEMS ARE SOLD AS SUCH WITH LIMITED SciTECH 90 DAYS WARRANTY. INFORMATION GIVEN WITH EACH CHEMICAL IS ACCURATE TO THE BEST OF OUR KNOWLEDGE, BUT WE DO NOT ASSUME RESPONSIBILITY FOR ITS CONTENT OR ERRORS. NO WARRANTY IS MADE OR IMPLIED THAT THE USE OR SALE OF ANY PRODUCT LISTED WILL NOT INFRINGE WITH THE CLAIMS OF ANY PATENT WHATEVER USED SINGLY OR IN COMBINATION WITH OTHER PRODUCTS.

SciTech charges EUR 75 (outside of EU EUR 200) for handling and shipping via courier if not stated otherwise. There is EUR 50 adjustment fee for orders below EUR 150.